

California State University, Los Angeles College Portrait

California State University, Los Angeles
5151 State University Dr. Los Angeles, CA 90032
(323) 343-3901
<http://www.calstatela.edu>



California State University, Los Angeles



Cal State L.A. has been a dynamic force in the education of students, setting a record of outstanding academic achievement for more than 60 years within the California State University system and beyond. Here, students, taught by nationally and internationally-recognized scholars in their fields, have gone on to become the nation's legislators, technicians, educators, artists, writers, engineers, healthcare providers, leaders in business and industry, entertainers, athletes and scientists.

The Cal State LA Community

The Cal State LA Community

Only minutes from the Los Angeles' civic and cultural center, Cal State L.A. is at the intersection of two major freeways, making it simple to get to and from the vast resource that is Los Angeles-- mountains, beaches, museums, cultural centers, major sports and concert venues and the "entertainment capital of the world." Serving approximately 21,619 students primarily from the greater Los Angeles area. Cal State L.A. operates year round on the quarter system. Four quarters, each 11 weeks in duration. Cal State L.A. is organized into six colleges that incorporate 50 academic departments and divisions offering a variety of majors. Six colleges offer nationally recognized science, arts, business, criminal justice, engineering, nursing, education and humanities programs at Cal State L.A.

Carnegie Classification of Institutional Characteristics

Basic Type

Master's Colleges and Universities (larger programs)

Size and Setting

Large four-year, primarily nonresidential

Enrollment Profile

High undergraduate

Undergraduate Profile

Medium full-time four-year, inclusive

Undergraduate Instructional Program

Balanced arts & sciences/professions, high graduate coexistence

Graduate Instructional Program

Postbaccalaureate comprehensive

NOTE: Institutional classifications based on the Carnegie 2005 edition.

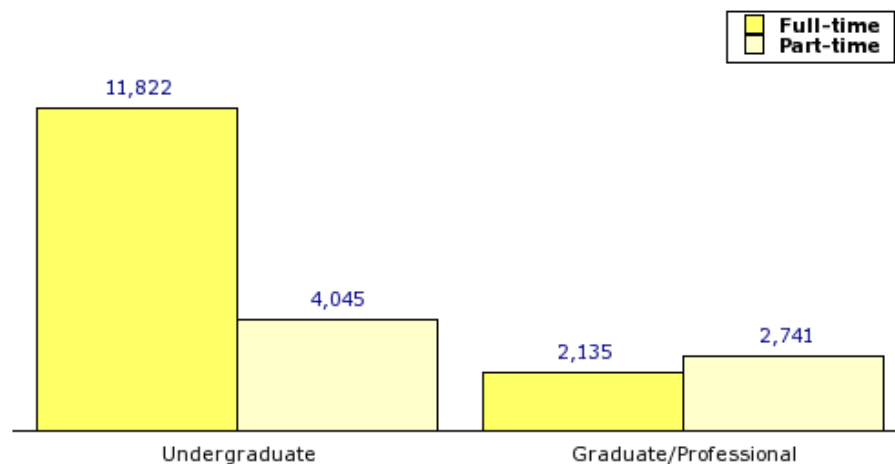
California State University, Los Angeles College Portrait

California State University, Los Angeles
5151 State University Dr. Los Angeles, CA 90032
(323) 343-3901
<http://www.calstatela.edu>



Student Characteristics (Fall 2008)

Student Level and Enrollment Status



Total Students	20,743
----------------	--------

Undergraduate Profile

Total Undergraduate Students	15,867	
Gender		
Women	9,675	61%
Men	6,192	39%
Race/Ethnicity		
International	907	6%
Race/Ethnicity Not Reported	1,409	9%
African American / Black	1,293	8%
American Indian / Alaskan Native	65	<1%
Asian / Pacific Islander	3,113	20%
Hispanic	7,533	47%
White	1,547	10%

Geographic Distribution (Degree-Seeking)	
California	91%
Other US States & Territories	1%
Other Countries	8%
Age (Degree-Seeking)	
Average Age	24
Percent of Undergraduates Age 25 or Older	34%

California State University, Los Angeles College Portrait

California State University, Los Angeles
5151 State University Dr. Los Angeles, CA 90032
(323) 343-3901
<http://www.calstatela.edu>




Undergraduate Success and Progress Rate



First Time Full-Time Students



First Time Transfer Students



A 58% four-year success and progress rate means that 58% of students starting in Fall 2002 either graduated or are still enrolled at a higher education institution four years later.

Counts for the Fall 2002 entering class shown in the graph above.

1,405 First-Time, Full-Time Students

1,130 Full-Time Transfer Students

Retention of Fall 2007 First-Time, Full-time Students

First-time students in Fall 2007 that returned for their second year: 74%

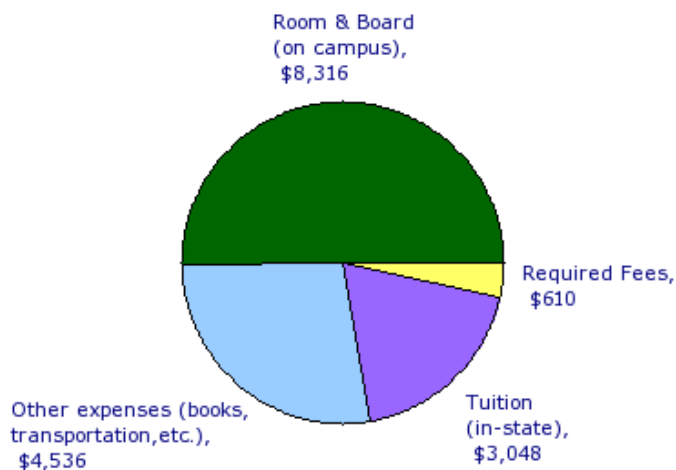
California State University, Los Angeles College Portrait

California State University, Los Angeles
5151 State University Dr. Los Angeles, CA 90032
(323) 343-3901
<http://www.calstatela.edu>



Costs of Attendance and Financial Aid

Typical Undergraduate Costs per Year without Financial Aid (Full-Time, In-State Students)



Total Typical Cost of Attendance: \$16,510

The cost to attend California State University, Los Angeles varies based on the individual circumstances of students and may be reduced through grants and scholarships.

Financial Aid Awarded to Undergraduates

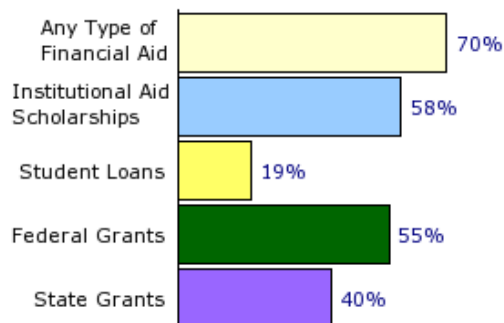
Annual Need-Based Scholarships & Grants

- <1% of 2007-08 Actual full-time undergraduates received need-based grants or scholarships; the average award for the year was \$0

Annual Need-Based Loans

- <1% of 2007-08 Actual full-time undergraduates received need-based work-study and/or loans (not including parent loans); the average loan for the year was \$0

Percent of 2007-08 First-Time Students Receiving Each Type of Financial Aid



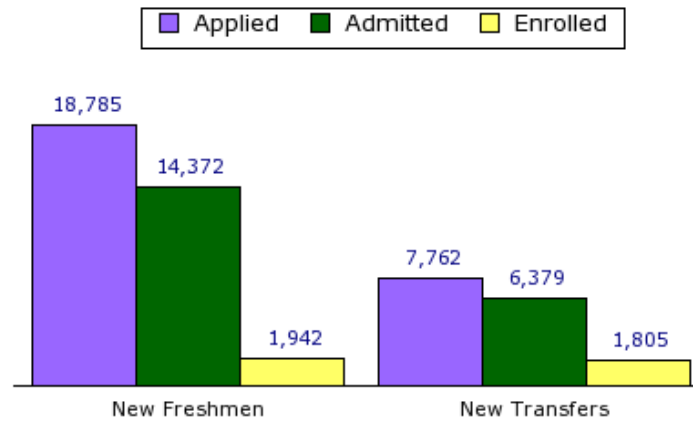
NOTE: Students may receive aid from more than one source.

California State University, Los Angeles College Portrait

California State University, Los Angeles
5151 State University Dr. Los Angeles, CA 90032
(323) 343-3901
<http://www.calstatela.edu>



Undergraduate Admissions



High School Background	
Percent in top 25% of High School Graduating Class	3%
Percent in top 50% of High School Graduating Class	97%
Percent of New Freshmen who submitted HS Class Rank	93%
Average High School GPA (4-point scale)	3.07
Percent who submitted High School GPA	88%

Study At CSULA

Classroom Environment	
Students per Faculty	21 to 1
Undergraduate classes with fewer than 30 students	68%
Undergraduate classes with fewer than 50 students	95%
Full-Time Instructional Faculty	
Total Faculty	585
% Women	8%
% from Minority Groups	7%
% with Highest Degree in Field	13%

California State University, Los Angeles College Portrait

California State University, Los Angeles
5151 State University Dr. Los Angeles, CA 90032
(323) 343-3901
<http://www.calstatela.edu>



Student Housing

13% of new freshmen live on campus
6% of all undergraduates live on campus

Campus Safety

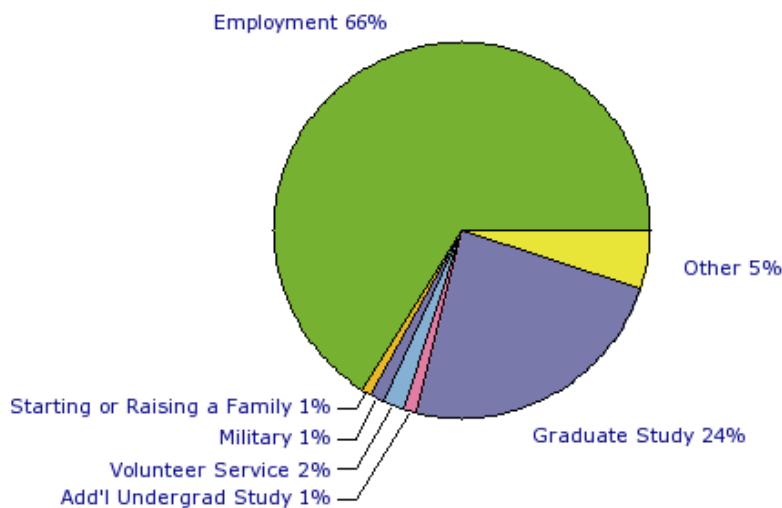
The California State University, Los Angeles Public Safety Department is dedicated to ensuring the safest possible environment for students, faculty, staff, and visitors. It is our goal to provide a multifaceted safety and law enforcement program that results in a high level of confidence in our public safety endeavors. We consist of a fully certified police agency with patrol, investigations, and crime prevention and education programs.

Degrees and Areas of Study

Degrees awarded at California State University, Los Angeles in 2007-08	
Bachelor's	2,681
Master's	1,030
Total	3,711

Areas of study with the largest number of bachelors degrees awarded in 2007-08	
Business Administration, Management and Operations	25%
Social Work	8%
Criminal Justice and Corrections	7%
Teacher Education and Professional Development, Specific Levels and Methods	7%
Liberal Arts and Sciences, General Studies and Humanities	6%

Future Plans of Bachelor's Degree Recipients



California State University, Los Angeles College Portrait

California State University, Los Angeles
5151 State University Dr. Los Angeles, CA 90032
(323) 343-3901



<http://www.calstatela.edu>

Student Experiences and Perceptions

Institutions participating in the VSA program measure student involvement on campus using one of four national surveys. Results from the one survey are reported for a common set of questions selected as part of VSA. Following are the selected results from the National Survey of Student Engagement (NSSE). The questions have been grouped together in categories that are known to contribute to student learning and development. The results reported below are based on the responses of seniors who participated in the survey.

Group Learning Experiences

92% percent of seniors worked with classmates on assignments outside of class.

50% of seniors tutored or taught other students

11% of seniors spent at least 6 hours per week participating in co-curricular activities such as student organizations and intramural sports

Active Learning Experiences

79% of seniors spent at least 6 hours per week preparing for class

12% of seniors worked on a research project with a faculty member

32% of seniors participated in an internship, practicum, or field experience

39% of seniors participated in community service or volunteer work

4% of seniors participated in study abroad

96% of seniors made at least one class presentation last year

Institutional Commitment to Student Learning and Success

89% of seniors believe this institution provides support for student success

57% of seniors rated the quality of academic advising at this institution as good or excellent

55% of seniors reported that this institution provided help in coping with work, family and other non-academic responsibilities

94% of seniors reported working harder than they thought they could to meet an instructor's standards or expectations

Student Interaction with Campus Faculty and Staff

38% of seniors believed that the campus staff were helpful, considerate, or flexible

72% of seniors believed that faculty are available, helpful, or sympathetic

92% of seniors reported that faculty members provided prompt feedback on their academic performance

66% of seniors discussed readings or ideas with faculty members outside of class

Experiences with Diverse Groups of People and Ideas

63% of seniors reported that they often tried to understand someone else's point of view

91% of seniors reported their experience at this institution contributed to their understanding people of other racial and ethnic backgrounds

56% of seniors often had serious conversations with students of a different race or ethnicity

Student Satisfaction

71% of seniors would attend this institution if they started over again

70% of seniors rated their entire educational experience as good or excellent

76% of seniors reported that other students were friendly or supportive

California State University, Los Angeles College Portrait

California State University, Los Angeles
5151 State University Dr. Los Angeles, CA 90032
(323) 343-3901
<http://www.calstatela.edu>



Student Learning Assessment at California State University, Los Angeles

All colleges and universities use multiple approaches to measure student learning. Many of these are specific to particular disciplines, many are coordinated with accrediting agencies, and many are based on outcomes after students have graduated.

individual, course, program and institutional level. The CSULA Assessment website is located at www.calstatela.edu/academic/aa/assessment/. This website contains the campus assessment policy, the campus syllabus policy, SLOs by college and program, a list of assessment coordinators, assessment reports, and assessment tools and resources.

Pilot Project to Measure Core Learning Outcomes

Colleges and universities participating in the College Portrait measure the typical improvement in students' abilities to think, reason, and write using one of three tests. This is part of a pilot project to better understand and compare what students learn between their freshman and senior years at different colleges and universities.

Results from the Collegiate Learning Assessment

The Collegiate Learning Assessment (CLA) measures critical thinking, analytic reasoning, problem solving, and written communication using a performance task and an analytic writing task. The scores from the tasks are reported separately below.

Performance Task Results for First-time, Full-time Students

The increase in learning on the performance task is well above what would be expected at an institution with students of similar academic abilities.

Freshman Score: 957
Senior Score: 1122
CLA score range: 400 to no maximum score.

Average SAT scores for tested students

Freshman Score: 886
Senior Score: 941

Analytic Writing Task Results for First-time, Full-time Students

The increase in learning on the analytic writing task is what would be expected at an institution with students of similar academic abilities.

Freshman Score: 1024
Senior Score: 1126
CLA score range: 400 to no maximum score.

Average SAT scores for tested students

Freshman Score: 889
Senior Score: 911