

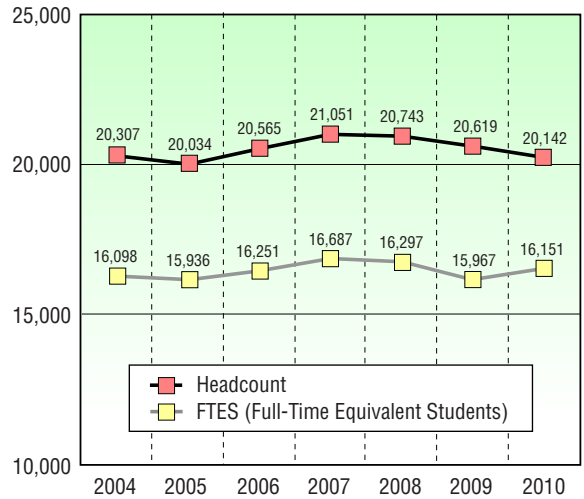


Cal State L.A.

December 2010
#50
Fall 2010
FACTS



**Headcount + FTES:
 Fall 2004-2010**



Headcount by Study Load

UNDERGRADUATE

Full-time: (12.0 or more units).....	13,186
Part-time: (6.1 to 11.9 units)	1,835
Limited: (0.1 to 6.0 units)	931
Total:	15,952

GRADUATE/POSTBACCALAUREATE

Full-time: (9.0 or more units).....	1,949
Part-time: (6.1 to 8.9 units)	1,063
Limited: (0.1 to 6.0 units)	1,178
Total:	4,190

- The average study load is 12.3 units for undergraduates, 9.0 for graduates/postbaccalaureates, and 11.7 overall.

Average Age

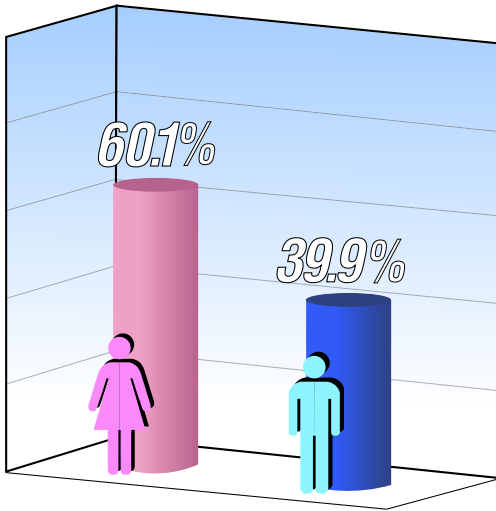
The average age* of undergraduates is 24.1, while that of graduates and post baccalaureates is 32.2. The average for the combined group is 25.8.

*As of October 15, 2010.

Provided by the Offices of Institutional Research and Public Affairs

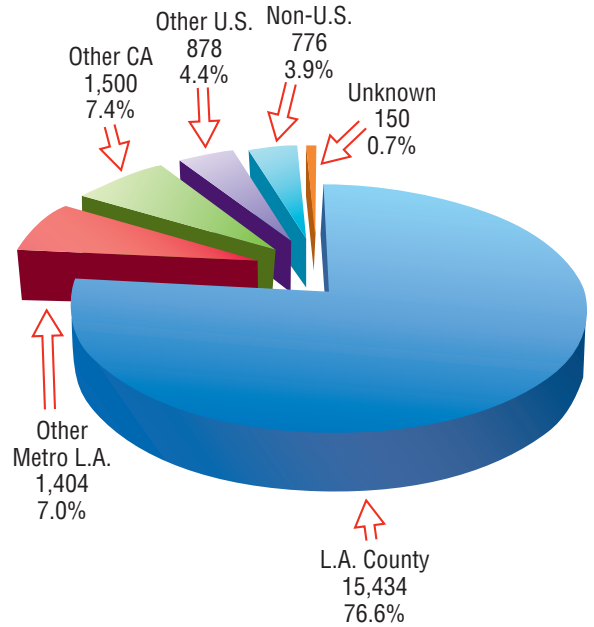
For additional information, call (323) 343-2730 or go to www.calstatela.edu/ir

Headcount by Gender

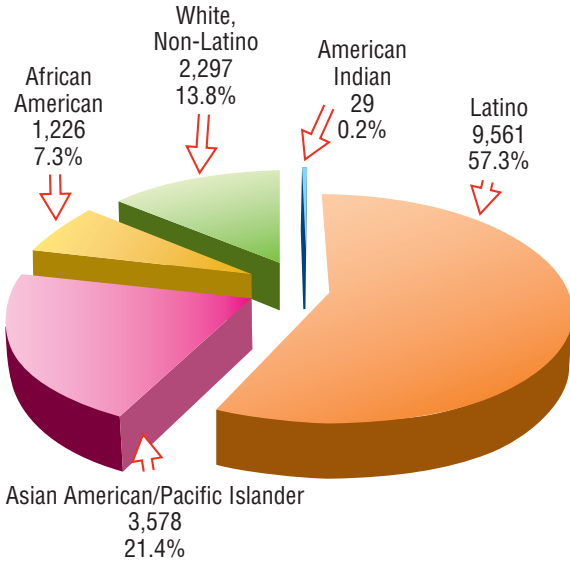


Females.....12,114
 Males.....8,028

Headcount by Geographic Area

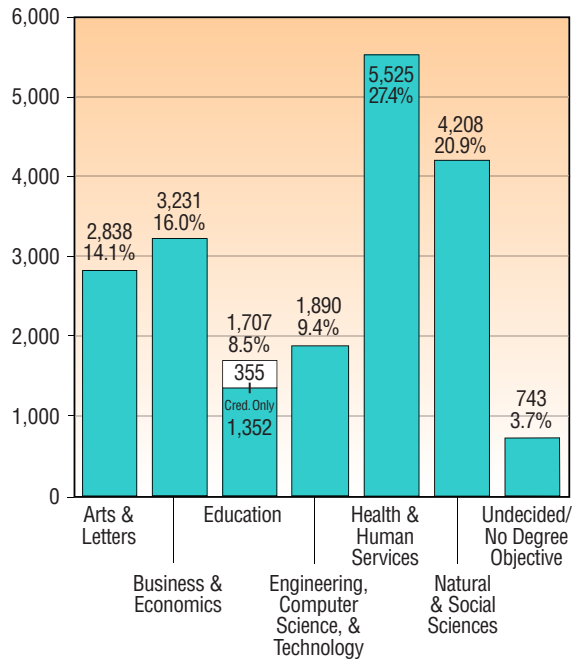


Headcount by Race/Ethnic Group



* Racial/ethnic data are voluntarily reported; only U.S. citizens and resident aliens identifying an ethnic group are included. Labeling is consistent with the Chancellor's Office publications. Chart does not include 2,140 unknown and 1,311 non-resident alien categories.

Headcount by College Major



Headcount by Class

Freshman.....	3,756	18.6%
Sophomore.....	1,568	7.8%
Junior.....	3,888	19.3%
Senior.....	6,740	33.5%
Grad/Postbaccalaureate.....	4,190	20.8%

Headcount by Enrollment Status

Continuing/Returning.....	14,204	70.5%
First-Time Freshman.....	2,061	10.2%
New Undergrad Transfer.....	2,561	12.7%
Transitory*.....	91	0.5%
New Grad/Postbaccalaureate.....	1,225	6.1%

* Includes high school students taking college coursework as well as college students matriculated elsewhere.

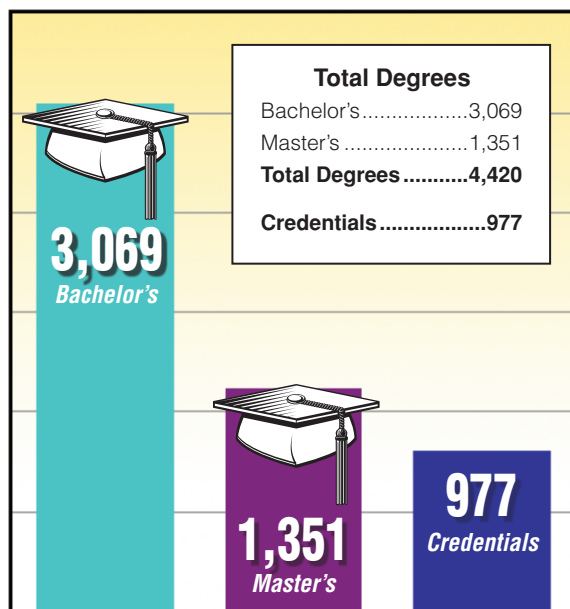
Largest Enrolled Undergraduate Programs

BS Criminal Justice.....	1,265
BA Psychology.....	1,027
BS Business Administration-Accounting.....	912
BA Child Development.....	727
BS Business Administration-Management.....	727

Largest Enrolled Graduate Programs

MS Counseling.....	271
MA Special Education.....	241
MSW Social Work.....	227
MS Electrical Engineering.....	158
MS Nursing.....	142

2009-2010 Degrees Awarded



Top Undergraduate Degrees

BA Business Administration-Accounting.....	218
BA Sociology.....	202
BS Criminal Justice.....	199
BA Psychology.....	185
BA Social Work.....	180

Top Graduate Degrees

MS Counseling.....	122
MA Educational Administration.....	100
MSW Social Work.....	98
MS Electrical Engineering.....	86
MA Curriculum and Instruction.....	59